

infeel

VOL.16

infeel

VOL.16

INDEX

INFEEL
VOL. 16

NEW New Pattern

F F/R

G Non F/R

H Horizontal Pattern

SE SOLID EMBOSS

SE 281	NEW	F G	05
SE 283	NEW	F G	06
SE 290	NEW	F G	05
SE 291	NEW	F G	06
SE 292	NEW	F G	07
SE 293	NEW	F G	07
SE 297	NEW	F G	07
SE 637	NEW	F G	07

MD MATT DESIGN

MD 416	NEW	F G	09
MD 421	NEW	F G	09
MD 424	NEW	F G	10
MD 434	NEW	F G	10
MD 970	F G		11
MD 974	F G		11
MD 975	G		11
MD 976	F G		11

SM SOLID MATT

SM 834	F G		13
SM 835	F G		13
SM 836	F G		13
SM 837	G		13
SM 839	F G		13
SM 882	F G		13
SM 885	F G		13
SM 886	F G		13

SL SOLID

SL 500	F G		16
SL 513	F G		18
SL 514	F G		18
SL 515	G		18
SL 516	F G		18
SL 519	G		16
SL 521	F G		18
SL 522	F G		18
SL 523	F G		15
SL 524	F G		17
SL 526	F G		19
SL 527	F G		16
SL 528	G		17
SL 529	G		15
SL 530	G		17
SL 532	F G		19
SL 533	G		19
SL 534	F G		19
SL 536	G		17
SL 539	F G		17
SL 541	F G		17
SL 542	F G		16
SL 543	F G		17
SL 544	F G		19
SL 545	G		19
SL 547	G		19
SL 548	F G		16
SL 549	F G		17
SL 551	F G		16
SL 553	F G		16
SL 554	F G		18
SL 557	G		19
SL 558	F G		17
SL 559	F G		18
SL 560	F G		18
SL 561	F G		16
SL 563	F G		16
SL 564	F G		17
SL 565	F G		19
SL 566	F G		19
SL 567	F G		19
SL 568	G		19
SL 570	F G		19
SL 571	F G		18
SL 572	F G		18

SL 579	F G		19
SL 580	G		18
SL 581	F G		18
SL 582	F G		18
SL 584	F G		16
SL 585	F G		16
SL 586	F G		16
SL 587	F G		17
SL 588	G		15
SL 589	F G		15
SL 591	G		19
SL 593	G		19
SL 595	G		18
SL 596	F G		17
SL 597	G		15
SL 598	G		16
SL 599	F G		16
SL 610	F G		18
SL 611	F G		16
SL 612	F G		15
SL 613	F G		16
SL 614	F G		15
SL 616	F G		17
SL 665	NEW	F G	18
SL 669	NEW	F G	18

SD SOLID DESIGN

SD 840	F G		22
SD 841	F G		23
SD 842	F G		22
SD 844	F G		22
SD 846	F G		23
SD 848	F G		22
SD 850	G		23
SD 852	G		23
SD 853	F G		22
SD 854	G		22
SD 855	F G		22
SD 856	F G		23
SD 857	F G		23
SD 858	F G		22
SD 859	G		23
SD 863	F G		23
SD 864	F G		21
SD 865	F G		21

SD 866	F G		21
SD 870	F G		21

MT METAL

MT 230	NEW	F G	25
MT 231	NEW	F G	25
MT 232	NEW	F G	25
MT 233	NEW	F G	25
MT 662	NEW	F G	26
MT 725	G		27
MT 726	G		27
MT 729	G		26
MT 739	G		27
MT 741	F G		27
MT 744	G		27
MT 745	G		27
MT 746	G		27
MT 747	G		27
MT 762	NEW	G	26
MT 782	NEW	G	26

MS METAL SHINY

MS 221	NEW	F G	29
MS 222	NEW	F G	29
MS 223	NEW	F G	29
MS 224	NEW	F G	29
MS 712	F G		30
MS 715	F G		30
MS 716	F G		31
MS 717	G		30
MS 718	F G		30
MS 733	F G		31
MS 734	F G		31
MS 737	F G		31
MS 738	F G		31

ST STONE

ST 640	NEW	F G	33
ST 645	NEW	F G	33
ST 648	NEW	F G	34
ST 649	NEW	F G	34
ST 650	NEW	F G	34
ST 656	NEW	F G	34
ST 935	F G		37

ST 936	F G		37
ST 937	F G		37
ST 974	F G		35
ST 975	F G		35

EH ENAMEL HIGH-GLOSS

EH 133	F G		39
EH 134	F G		39
EH 139	G		40
EH 140	F G		40
EH 145	G		40
EH 147	G		40
EH 148	F G		41
EH 150	G		41
EH 152	F G		41
EH 153	F G		41
EH 154	F G		41
EH 155	F G		41
EH 156	F G		41
EH 157	F G		41
EH 158	F G		39
EH 159	F G		39

HG HIGH-GLOSS

HG 978	G		43
HG 980	G		43
HG 983	G		43
HG 984	G		43
HG 990	G		42
HG 992	G		42
HG 993	G		42

NI NATURAL & INNOVATIVE

NI 910	G		45
NI 940	G		45
NI 941	G		45
NI 945	G		45
NI 948	G		45
NI 949	G		45
NI 952	G		44
NI 953	G		45
NI 957	G		45
NI 987	G		44
NI 996	G		45

NI 997	G		45
--------	---	--	----

MW MATT WOOD

MW 182	NEW	F G	53
MW 183	NEW	F G	53
MW 184	NEW	F G	52
MW 185	NEW	F G	52
MW 190	NEW	F G	47
MW 191	NEW	F G	47
MW 192	NEW	F G	51
MW 193	NEW	F G	51
MW 194	NEW	F G	48
MW 195	NEW	F G	48
MW 196	NEW	F G	49
MW 197	NEW	F G	49

WD WOOD

WD 003	F G		63
WD 005	G		61
WD 008	F G		65
WD 009	G		69
WD 024	G		68
WD 028	G		57
WD 029	G		55
WD 034	G		63
WD 035	G		65
WD 048	F G		69
WD 049	F G		65
WD 066	F G		60
WD 072	G		61
WD 084	F G		61
WD 094	G		65
WD 112	F G		56
WD 114	G		59
WD 115	F G		64
WD 117	G		59
WD 119	G		68
WD 121	G		61
WD 123	G		59
WD 124	F G		56
WD 126	F G		71
WD 127	G		61
WD 128	G		60
WD 143	G		64
WD 160	F G		57

WD 161	G		57
WD 162	G		71
WD 163	F G		60
WD 166	F G		57
WD 167	G		59
WD 168	F G		63
WD 169	F G		67
WD 171	F G		59
WD 172	F G		60
WD 173	F G		60
WD 174	F G		55
WD 175	F G		55
WD 180	G		65
WD 188	F G		71
WD 189	G		69
WD 225	G		65
WD 226	G		71
WD 234	F G		65
WD 235	F G		65
WD 243	F		59
WD 258	G		68
WD 259	F G		69
WD 288	G		69
WD 296	F G		69
WD 300	F G		61
WD 301	F G		63
WD 302	F G		63
WD 305	F G		64
WD 306	F G		69
WD 307	F G		59
WD 308	G		67
WD 311	F G		68
WD 312	G		68
WD 313	F G		63
WD 315	G		68
WD 320	H G		57
WD 323	F G		67
WD 324	G		69
WD 325	G		61
WD 326	G		63
WD 327	G		61
WD 330	G		67
WD 331	F G		60
WD 332	F G		64
WD 336	G		64
WD 338	G		71
WD 373	G		71

WD 389	G		71
WD 472	F G		71
WD 506	G		68
WD 571	G		69
WD 624	G		69
WD 634	G		68
WD 653	G		57
WD 664	F G		68
WD 695	G		65
WD 720	G		61
WD 793	G		57
WD 794	G		57
WD 799	G		65
WD 800	G		57
WD 811	F G		59
WD 812	G		64
WD 814	G		57
WD 817	F G		59
WD 818	G		64
WD 820	F G		68
WD 823	G		64
WD 824	G		64
WD 826	G		64
WD 827	G		56
WD 828	G		59
WD 830	G		55
WD 833	G		63
WD 902	F G		60
WD 903	F G		60
WD 904	G		56
WD 905	G		60
WD 906	F G		61
WD 911	G		60

LW LUXURY WOOD

LW 241	NEW	F G	73
LW 242	NEW	F G	73
LW 354	G		85
LW 357	F G		37
LW 380	G		37
LW 400	G		75
LW 410	G		87
LW 411	G		87
LW 412	G		87
LW 414	G		87
LW 447	F G		78

LW 448	G		75
LW 449	G		37
LW 450	F G		37
LW 452	G		77
LW 461	F G		83
LW 464	G		83
LW 466	G		75
LW 472	G		75
LW 473	G		74
LW 477	G		77
LW 478	G		77
LW 487	G		75
LW 491	G		78
LW 497	F G		78
LW 498	G		77
LW 721	F G		83
LW 722	F G		

‘ Happy change
to make your living space
more beautiful ’

interior + feel
iNfeel



EXCELLENT WORKABILITY

Compared to existing surface finishes, construction is easier and the work efficiency is high, which can shorten the work schedule. It is economical in all aspects because it is easy to change and maintain as well as stick to the curved surface.



HIGH DURABILITY

Excellent durability keeps it the same as it first felt. Excellent numerical stability minimizes deformation due to thermal temperature and humidity. It is strong against solvents and chemicals, and has excellent pollution resistance, making cleaning easy.




VARIOUS USES

From multi-use facilities such as restaurants, hotels, hospitals, and department stores to any indoor space, such as apartments, office hotels, indoor buildings, pillars, ceilings, doors, art walls, molding and partitions.



① SE 281 ② SE 290

* The color of the above image may be different from the actual product color.



SOLID EMBOSS


NEW F G SE 281



SOLID EMBOSS

NEW F G SE 290

SE | SOLID EMOSS



SOLID EMOSS

NEW F G SE 283

Solid Series SE

NEW New Pattern | F F/R | G Non F/R




SOLID EMOSS

NEW F G SE 293



SOLID EMOSS

NEW F G SE 297



SOLID EMOSS

NEW F G SE 291



SOLID EMOSS

NEW F G SE 292



SOLID EMOSS

NEW F G SE 637




MD 416

* The color of the above image may be different from the actual product color.




MATT DESIGN

NEW F G MD 416



MATT DESIGN

NEW F G MD 421



MATT DESIGN

NEW F G MD 424




MATT DESIGN

F G MD 970



MATT DESIGN

F G MD 974



MATT DESIGN

NEW F G MD 434



MATT DESIGN

G MD 975




MATT DESIGN

F G MD 976




① SM 885 ② SM 882


* The color of the above image may be different from the actual product color.




SOLID MATT F G SM 836




SOLID MATT F G SM 886




SOLID MATT G SM 837




SOLID MATT F G SM 882



SOLID MATT F G SM 835



SOLID MATT F G SM 885



SOLID MATT F G SM 839



SOLID MATT F G SM 834

- PALE & SOFT TONES
- WARM EARTH TONES
- COOL EARTH TONES
- DEEP TONES
- MONO TONES
- VIVID TONES



Solid Series

PALE & SOFT TONES


WARM EARTH TONES

COOL EARTH TONES


DEEP TONES




SOLID F G SL 589




SOLID F G SL 523




SOLID G SL 529



SOLID F G SL 612



SOLID G SL 597



SOLID F G SL 614




SOLID G SL 588




SOLID F G SL 527




SOLID F G SL 611




SOLID F G SL 563




SOLID G SL 598




SOLID G SL 519



SOLID F G SL 586




SOLID F G SL 561




SOLID F G SL 613



SOLID F G SL 599




SOLID F G SL 584




SOLID F G SL 500



SOLID F G SL 585



SOLID F G SL 548



SOLID F G SL 551



SOLID F G SL 542



SOLID F G SL 553




SOLID F G SL 524




SOLID F G SL 549




SOLID F G SL 596




SOLID F G SL 558




SOLID F G SL 587



SOLID F G SL 564




SOLID F G SL 543




SOLID F G SL 541



SOLID G SL 528




SOLID F G SL 539



SOLID G SL 530



SOLID G SL 536



SOLID F G SL 616



MONO TONES




SOLID **NEW** F G SL 665




SOLID **NEW** F G SL 666



SOLID **NEW** F G SL 669




SOLID F G SL 516




SOLID F G SL 610



SOLID F G SL 521




SOLID G SL 515



SOLID F G SL 522


EMBO
MONO TONES




SOLID F G SL 571



SOLID F G SL 572



SOLID F G SL 513



SOLID F G SL 514




SOLID F G SL 581



SOLID F G SL 582



SOLID F G SL 554




SOLID G SL 580



SOLID F G SL 560




SOLID G SL 595



SOLID F G SL 559

VIVID TONES



SOLID F G SL 534



SOLID G SL 533



SOLID F G SL 532




SOLID F G SL 526



SOLID F G SL 544



SOLID G SL 591




SOLID F G SL 567



SOLID G SL 568



SOLID G SL 593



SOLID G SL 547




SOLID F G SL 570



SOLID F G SL 565




SOLID F G SL 579



SOLID F G SL 566



SOLID G SL 545



SOLID G SL 557




SD 870

* The color of the above image may be different from the actual product color.



SOLID DESIGN

F G SD 864



SOLID DESIGN

F G SD 865



SOLID DESIGN

F G SD 866



SOLID DESIGN

F G SD 870



SOLID DESIGN F G SD 840



SOLID DESIGN F G SD 848




SOLID DESIGN F G SD 842




SOLID DESIGN F G SD 858




SOLID DESIGN F G SD 844



SOLID DESIGN F G SD 855



SOLID DESIGN G SD 854



SOLID DESIGN F G SD 853



SOLID DESIGN F G SD 846




SOLID DESIGN G SD 859




SOLID DESIGN G SD 852



SOLID DESIGN F G SD 856



SOLID DESIGN F G SD 857



SOLID DESIGN F G SD 863



SOLID DESIGN G SD 850



SOLID DESIGN F G SD 841



MT 232

* The color of the above image may be different from the actual product color.



METAL

NEW F G MT 230




METAL

NEW F G MT 231



METAL

NEW F G MT 232



METAL

NEW F G MT 233



METAL NEW F G MT 662



METAL NEW G MT 782




METAL NEW G MT 762



METAL G MT 729



METAL G MT 745



METAL G MT 747



METAL F G MT 741



METAL G MT 739



METAL G MT 746



METAL G MT 744



METAL G MT 725




METAL G MT 726



MS 224

* The color of the above image may be different from the actual product color.




SAFFIANO

NEW F G MS 221




SAFFIANO

NEW F G MS 222




SAFFIANO

NEW F G MS 223



SAFFIANO


NEW F G MS 224



METAL SHINY **F G** MS 715



METAL SHINY **F G** MS 718



METAL SHINY **F G** MS 712




METAL SHINY **G** MS 717




METAL SHINY **F G** MS 738



METAL SHINY **F G** MS 737



METAL SHINY **F G** MS 733



METAL SHINY **F G** MS 734



METAL SHINY **F G** MS 716



MS 738

* The color of the above image may be different from the actual product color.




* The color of the above image may be different from the actual product color.



STONE

NEW F G ST 640



STONE

NEW F G ST 645



STONE NEW F G ST 648




STONE NEW F G ST 650



STONE NEW F G ST 649



STONE NEW F G ST 656



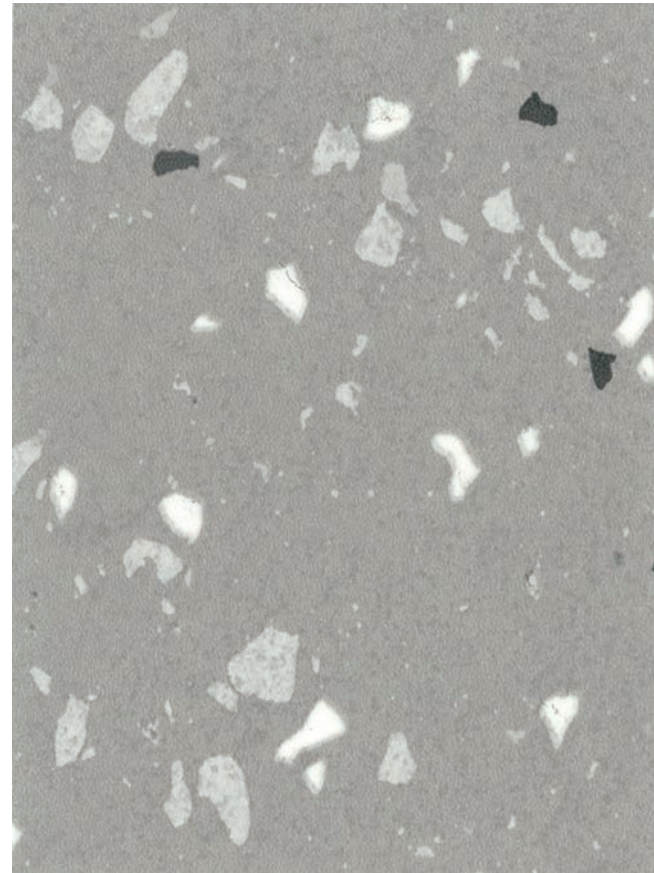
STRIPE STONE F G ST 975




STRIPE STONE F G ST 974




CONCRETE F G LW 822



TERAZZO **G** LW 727




TERAZZO **G** LW 728



CONCRETE **F G** LW 776



CONCRETE **F G** LW 777



STONE **F G** ST 935



CONCRETE **F G** LW 821




STONE **F G** ST 936



CONCRETE **G** LW 449



STONE **F G** ST 937



CONCRETE **F G** LW 450



BRICK **F G** LW 357



BRICK **G** LW 380



EH 133

* The color of the above image may be different from the actual product color.




BIANCA

F G EH 133



BIG MARBLE

F G EH 158



NERO

F G EH 134



BIG MARBLE

F G EH 159



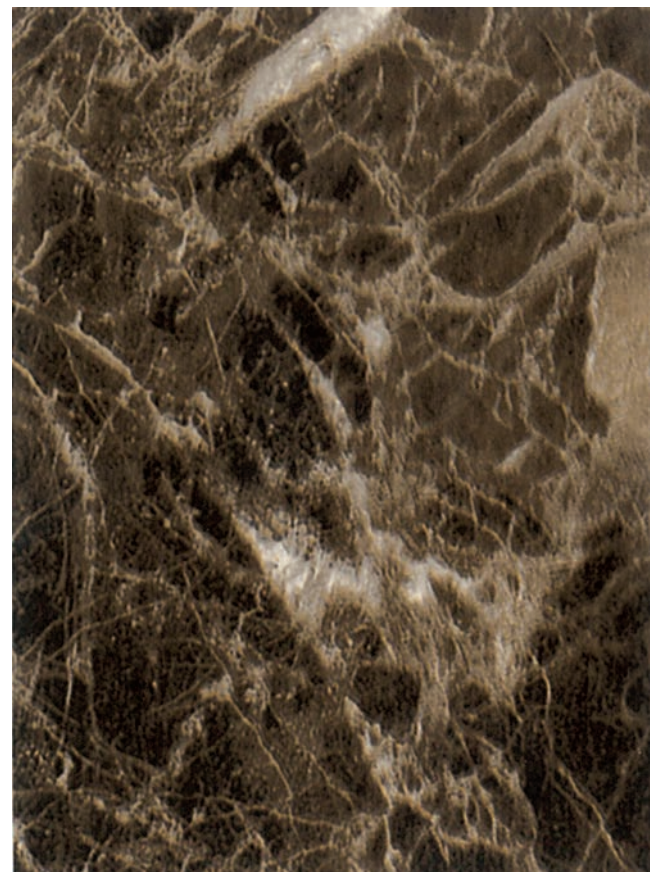
MARBLE **G** EH 147



MARBLE **G** EH 139



MARBLE **F G** EH 140



MARBLE **G** EH 145



MARBLE **F G** EH 152



MARBLE **F G** EH 148



MARBLE **F G** EH 153



MARBLE **G** EH 150



HERRINGBONE MARBLE **F G** EH 156



HERRINGBONE MARBLE **F G** EH 157



MIX SILVER TILE **F G** EH 155




MIX GOLD TILE **F G** EH 154



HG 990

* The color of the above image may be different from the actual product color.



HIGH-GLOSS

G HG 990




HIGH-GLOSS

G HG 980



HIGH-GLOSS

G HG 978




HIGH-GLOSS

G HG 993



HIGH-GLOSS

G HG 992



HIGH-GLOSS

G HG 983



HIGH-GLOSS

G HG 984



NI 987

* The color of the above image may be different from the actual product color.



MARBLE

NI 987



CREMA MARFIL

NI 952

Metal Series NI

NEW New Pattern | F/R | Non F/R



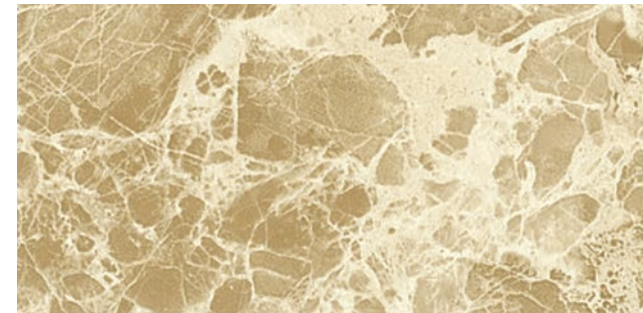
SVEVO

NI 957




LIME SILVER

NI 940




MARON EMPERADOR

NI 945



LINEARITY LIGHT GOLD

NI 996




MARON EMPERADOR

NI 948



LINEARITY GOLD

NI 997



MARON EMPERADOR

NI 949



LIME GOLD

NI 941



NERO MARQUINA

NI 953



RED GOLD

NI 910




MW 190

* The color of the above image may be different from the actual product color.



CLASSIC OAK

NEW F G MW 190



CLASSIC OAK

NEW F G MW 191



STANDARD OAK

NEW F G MW 194



STANDARD OAK

NEW F G MW 196



STANDARD OAK

NEW F G MW 195



STANDARD OAK

NEW F G MW 197



MW 193

* The color of the above image may be different from the actual product color.



OAK

NEW F G MW 192



OAK

NEW F G MW 193



OAK NEW F G MW 184



STANDARD OAK NEW F G MW 182



OAK NEW F G MW 185



STANDARD OAK NEW F G MW 183



WD 175

* The color of the above image may be different from the actual product color.



REAL PANEL OAK

F **G** WD 174



REAL PANEL BLACK

F **G** WD 175



ELM

G WD 029



LIME

G WD 830




SPRUCE F G WD 124



ELM G WD 904



CREAM PEARL F G WD 112



ANTIQUE G WD 827



OAK F G WD 166



ASH G WD 800



OAK G WD 161



OAK G WD 653



WHITE ASH F G WD 160




BIRCH G WD 794




OAK G WD 028



TEAK H G WD 320



BIRCH G WD 793



ANNUAL RING G WD 814



WD 817

* The color of the above image may be different from the actual product color.



IVY

G WD 123



ANTIQUE

G WD 828




BIRCH

F WD 243



OAK

G WD 114



ASH

F G WD 811




OAK

F G WD 817




OAK

F G WD 171




WALNUT

G WD 117



ANIGRE

F G WD 307



OAK

G WD 167



ELM **G** WD 905



FRENCH OAK **G** WD 128



ASH **G** WD 072



OAK **F** **G** WD 906



PINE **F** **G** WD 902




OAK **F** **G** WD 331




ASH **G** WD 121



OAK **F** **G** WD 084




OAK **F** **G** WD 173




ELM **F** **G** WD 066



FRENCH OAK **G** WD 127




MAPLE **F** **G** WD 300




NATURAL WHITE **G** WD 911



OAK **F** **G** WD 163



NOCE **G** WD 327




MAPLE **G** WD 325



OAK **F** **G** WD 172



PINE **F** **G** WD 903



TEAK **G** WD 720



OAK **G** WD 005



WD 313

* The color of the above image may be different from the actual product color.



MAPLE

G WD 326



ARTIFICIAL WOOD

G WD 833




MAPLE

F G WD 301



OAK

F G WD 003



SYCAMORE

F G WD 302



NOCE

G WD 034



LIMBA

F G WD 313



OAK

F G WD 168



TEAK **F G** WD 305



ANTIQUÉ TEAK **G** WD 826



PINE **G** WD 094



OAK **F G** WD 234



OAK **G** WD 818




ASH **G** WD 812




MAPLE **G** WD 180




OAK **F G** WD 235




ANTIQUÉ TEAK **G** WD 824




OAK **G** WD 823




PINE **G** WD 695



TEAK **G** WD 799




OAK **F G** WD 115




OAK **G** WD 143




CHERRY **F G** WD 008




NOCE **G** WD 035




SEN ANTIQUE **G** WD 336



OAK **F G** WD 332



OAK **G** WD 225



ACACIA **F G** WD 049



WD 330

* The color of the above image may be different from the actual product color.



OAK

F **G** WD 169



WALNUT

G WD 308



TEAK

F **G** WD 323



OAK

G WD 330




ANIGRE F G WD 820



CHERRY G WD 634




ACACIA F G WD 311




CHERRY F G WD 664




TEAK G WD 119




CHERRY G WD 024




WALNUT G WD 258



SEN ANTIQUE G WD 315



WALNUT G WD 506



CHERRY G WD 312



TEAK F G WD 306




WALNUT F G WD 296




CHERRY G WD 571




WALNUT G WD 288




CHERRY G WD 624




TEAK G WD 324




TEAK F G WD 048



WALNUT G WD 009



WALNUT F G WD 259



WALNUT G WD 189



WD 188

* The color of the above image may be different from the actual product color.



WALNUT

F **G** WD 188



ARTIFICIAL WOOD

F **G** WD 472




OAK

G WD 226



ANTIQUÉ PINE

F **G** WD 126



OAK

G WD 162



GRAPHIC WEAVE

G WD 389



SEN ANTIQUE

G WD 338




ANTIQUÉ WOOD

G WD 373




LW 241

* The color of the above image may be different from the actual product color.



WALNUT

NEW F G LW 241



WALNUT

NEW F G LW 242



ATELIER MIDDLE WHITE **F G** LW 773



ANTIQUE **G** LW 473



ATELIER MIDDLE GRAY **F G** LW 774



RETRO **F G** LW 780




LUXURY WOOD **F G** LW 993



ZEBRA **G** LW 472



LUXURY WOOD **G** LW 994



MAZE **G** LW 888




STRING WAVE **G** LW 400



MAZE **G** LW 889




TEAK **G** LW 487



MAZE **G** LW 890



PANEL **G** LW 466



PEARL WOOD **G** LW 448



LW 477

* The color of the above image may be different from the actual product color.



VINTAGE PANEL

G LW 477



ARTIFICIAL WOOD

G LW 498



VINTAGE PANEL

G LW 478



VINTAGE PANEL

G LW 452




ANTIQUÉ **F G** LW 893



PEARL WOOD **F G** LW 447



EURO TEAK **G** LW 877




ANTIQUÉ **G** LW 892



OAK **G** LW 999




TEAK **F** LW 996



OAK **G** LW 491



ARTIFICIAL WOOD **F G** LW 497



OAK **G** LW 998



LW 999

* The color of the above image may be different from the actual product color.




FB 697

* The color of the above image may be different from the actual product color.



FABRIC

NEW **F** **G** FB 696




FABRIC

NEW **F** **G** FB 698



FABRIC

NEW **F** **G** FB 697




FABRIC

NEW **F** **G** FB 699



FB 931

* The color of the above image may be different from the actual product color.




LINEN

F G FB 931



FABRIC

F G LW 723




FABRIC

F G LW 722



FABRIC

F G LW 721



FABRIC

F G LW 724



FABRIC

F G LW 461



FABRIC

G LW 464



LINEN

F G FB 932



LINEN

F G FB 933



LW 354

* The color of the above image may be different from the actual product color.



LEATHER

LW 354



LEATHER

LT 671



LEATHER **G** LT 678



LEATHER **G** LT 684



LEATHER **G** LT 679



LEATHER **G** LT 694



BASIC **G** LW 748



ARTIFICIAL LEATHER **G** LW 410



BASIC **G** LW 749



LEATHER **G** LT 708



ARTIFICIAL LEATHER **G** LW 411



LEATHER **G** LT 697



ARTIFICIAL LEATHER **G** LW 412



LEATHER **G** LT 698



ARTIFICIAL LEATHER **G** LW 414



LEATHER **G** LT 707



① AB 010 ② PW 436

* The color of the above image may be different from the actual product color.



STONE **G** AB 010



WHITE METAL **G** AB 019



SHINE MESH **G** AB 016



GUN METAL **G** AB 020



DIAPER **F G** AB 021



DIAPER **F G** AB 026



PAPER WEAVE **G** PW 411



PAPER WEAVE **G** PW 426



PAPER WEAVE **G** PW 436

Function Series

AT·AS | ANTI-BACTERIAL FILM · ASA INTERIOR FILM

NEW New Pattern | F F/R | G Non F/R



AT 617

* The color of the above image may be different from the actual product color.




ANTI-BACTERIAL

F G AT 618




AS 623

* The color of the above image may be different from the actual product color.



ANTI-BACTERIAL

F G AT 617



ANTI-BACTERIAL

F G AT 619



ASA

G AS 622



ASA

G AS 623

• Application conditions and product handling

To ensure the best quality finish, please be sure to follow the recommended settings.

Temperature and Dampness

- INFEEL adhesive films should be applied when air and surface temperature are between 68°F(20°C) and 77°F(25°C).
- The minimum recommended temperature is 53°F(11°C). If the temperature is below 53°F : use a heater, such as a portable gas - fired infrared radiant heater to raise the temperature.

High Temperature / Low Temperature Dampness

- Do not apply to damp surfaces. The surface should be completely dry prior to beginning the installation.
- Utilize a heat gun for adhesion strengthening.

Work Environment

- **Proper lighting.**
The working area should be well lit in order to prevent air pockets or wrinkles on the film.
- **Dust free.**
Working in a dust free area reduces the potential of particles sticking into the film.

Product Handling

- The film must be kept in a cool and dry place. The product should be installed within one year of purchase.
Note : If handling film in the winter, cold weather conditions can lead to cracks on the product.
Tip : Roll up the remaining film and store it inside a paper tube. This will prevent the film from getting damaged.

Surface Preparation

- The condition of the surface is critical for a quality installation and finish. As a rule, INFEEL adhesive film can be applied onto any clean, dry, smooth or even slightly porous surfaces. These surfaces must be free of dust, grease and wax : this includes for example, veneer board, aluminum, stainless steel, glass and most painted surfaces. Fresh primer must be completely dry before application because the vapors from the solvents can result in blistering and excessive shrinkage.
- **Matt Wood / Matt Design / Solid Matt**
When constructing bending area, press the product with appropriate force and pressure it completely at surface because the product can be difficult to construct overlapping due to special surface coating treatment.

Wood / Veneer / Hardboard

1. Smooth and polish the surface, using #180 sandpaper.
2. If there are rough, rugged or joint areas then treat the areas with putty (a filling or tamping) and follow step 1.
3. Coat the surface evenly with the exclusive primer for INFEEL adhesive films.

Steel / Aluminum / Stainless

1. Smooth and polish the surface, using #180 sandpaper.
Scrape the rust off the surface and remove the filth with paint(lacquer) thinner.
2. If there are rough, rugged or joint areas then treat the areas with poly - putty and follow step 1.
3. Coat the surface evenly with the exclusive primer for INFEEL adhesive films.
Try not to leave primer residue to the surface border.

The logo for iNfeel is written in a stylized, cursive font. The 'i' is lowercase and has a dot. The 'N' is uppercase and has a unique shape. The 'feel' part is lowercase and flows into the end of the word. The logo is positioned in the lower right quadrant of the page, overlaid on a background of geometric shapes in shades of pink, grey, and blue.